

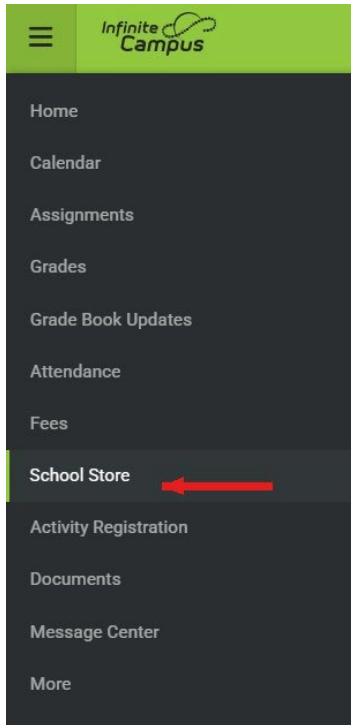


Update Your Payment Method

Follow these 5 steps in the Infinite Campus Parent Portal to add or update a payment method on file.

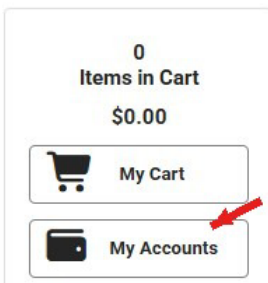
1 Click "School Store" in the left-hand menu

From the main navigation menu, select School Store.



2 Click "My Accounts"

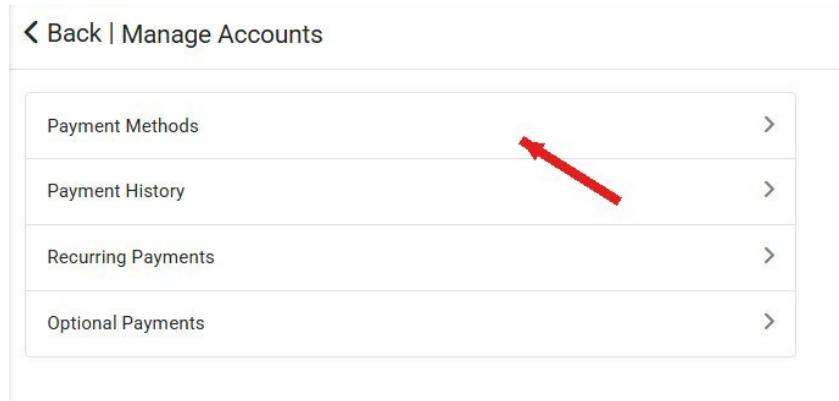
In the School Store, click My Accounts to manage your saved payment methods.





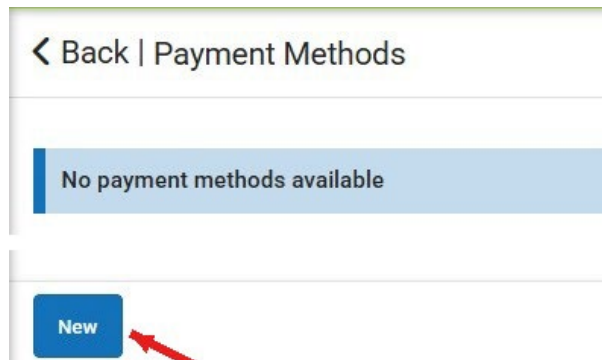
3 Select "Payment Methods"

Choose Payment Methods from the Manage Accounts list.



4 Click "New" to add a payment method

If no payment methods are listed, click "New" to add one.








5

Enter your card details and click "Save"

Fill in your card information and click "Save" to store it on file.

Payment Method

Accepted Payment Methods:



Nickname

Use as Default Payment Method:

All fields below are required


Card US bank account

Card number

Expiration date


Security code

By providing your card information, you allow EDUPRIZE to charge your card for future payments in accordance with their terms.

Full name

Country or region

Please note: All payments are assessed a \$0.35 fee. For credit and debit card payments, the bank also charges an additional 2.5% service fee.