



Prom Payment on Infinite Campus Parent or Student Portal

1

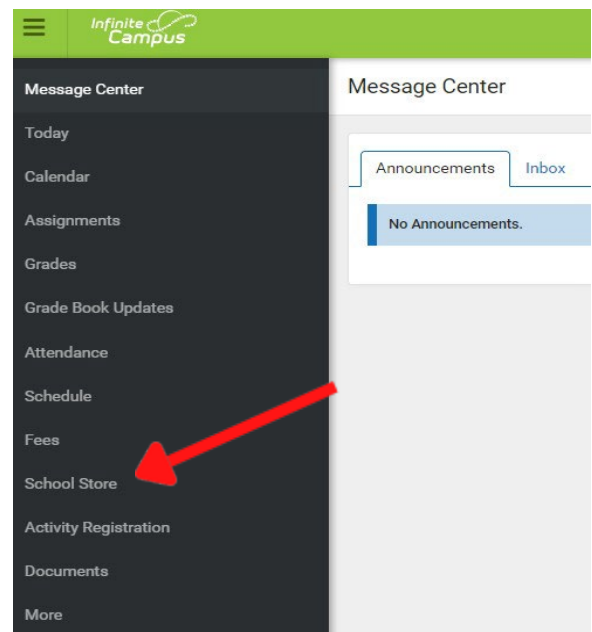
Login to the Infinite Campus Parent Portal:

<https://eduprizeaz.infinitecampus.org/campus/portal/parents/eduprize.jsp>

- If you do not have a Parent Portal Account, email your first & last name to:
 - Gilbert campus: gilbertenrollment@eduprizeschools.net
 - Queen Creek campus: qcenrollment@eduprizeschools.net

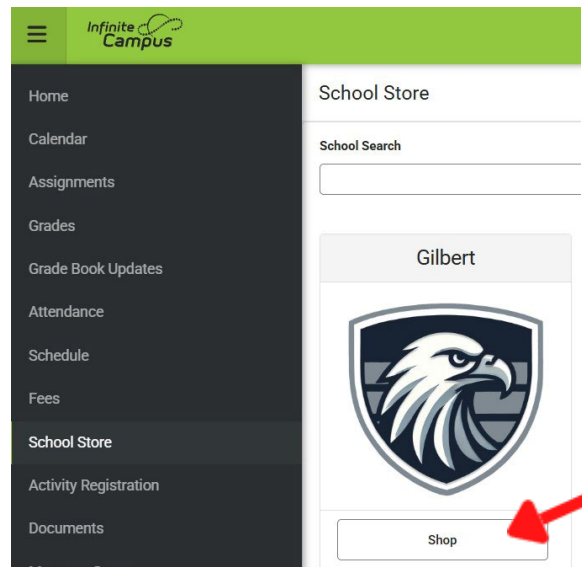
2

Click the "School Store" link on the bottom left:

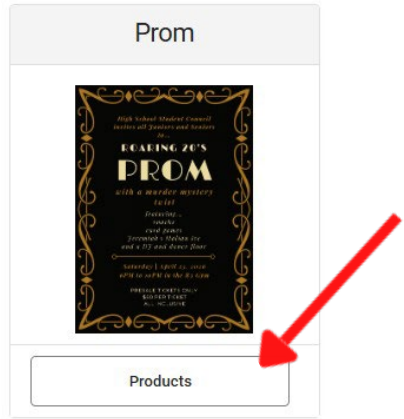


3

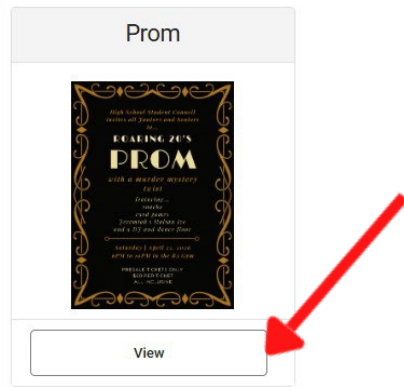
Click the "Shop" link under the campus your child attends:



4 Under Prom - Payments Click "Products".



5 Click "View" under Prom.



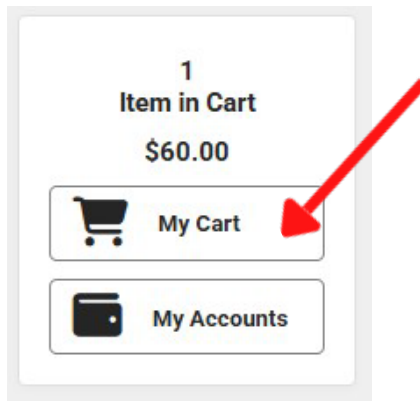
6 A fly out window appears select "your student's name" as the recipient or if in the student portal it will automatically select your name. Leave QTY 1 then "Add to Cart"

A screenshot of a product card titled "Prom" with a decorative poster for "EATING ZU'S PROM with a murder mystery". Below the poster is a flyout window with the following fields:

- Recipient: (Required) - A dropdown menu with "Student Name" selected.
- Price: \$60.00
- Quantity: (Required) - A dropdown menu with "1" selected.
- Total Price: \$60.00

Two red arrows point to the "Recipient" and "Quantity" dropdown menus.

7 Click "My Cart".



8 You will need to add a payment method if you have not saved on previously. Then click "Submit"

All fees and payments are non-refundable. If you have any questions please contact the school's business office.

STORE ITEMS	NAME	QUANTITY	AMOUNT
Prom	Student Name	1	\$60.00 Remove

Payment Method (Required)

VISA

[Add Payment Method](#)

Subtotal: \$60.00
Service Fee: \$1.50
Total: \$61.50

[Submit Payment](#)

Payment Method

Accepted Payment Methods

VISA MASTERCARD DISCOVER echeck

Checking, Savings, or Card *

Checking

Savings

Credit Card/Debit Card

8 Payment Options are credit card or echeck. All payments are assessed a .35 cent fee. In addition, all credit/debit cards are charged an additional 2.5 % service fee.